

WATER CONSERVATION & MANAGEMENT PROGRAM

STAGE 1

TOWN RESTRICTIONS ON OUTDOOR USE

March 2011

The hours for outdoor water use are as follows:

Monday through Sunday

4:00 a.m. to 9:00 a.m. & 5:00 p.m. to 8:00 p.m.

Even numbered addresses:

Outdoor water use is permitted on **even** numbered days of the month as specified above.

Odd numbered addresses:

Outdoor water use is permitted on **odd** numbered days of the month as specified above.

There are no restrictions on hand held devices.


Violation of these regulations is **punishable by a \$300.00 fine.**

WATER CONSERVATION IS ALWAYS GOOD PRACTICE.

IT CAN SAVE A VALUABLE RESOURCE, SAVE ENERGY, SAVE THE ENVIRONMENT AND SAVE YOU MONEY. PLEASE SEE THE REVERSE SIDE FOR WATER SAVING TIPS.

If you have any questions, please contact Jeffrey Zager, Director of Public Works at 781-942-9077.

WATERING: It is best to water lawns EARLY and they should be watered to a depth of 4 to 6 inches ONLY when



needed to encourage deep root growth. To test whether or not a lawn needs a soaking, step on the grass. If it springs back up, you DON'T need to water. If it stays flat, it's time to water. When watering DON'T DRIZZLE, as a light sprinkling is the least effective method of watering. Deep watering encourages deep root growth; deep root growth allows lawns to better weather drought. If your lawn does go dormant, it can come back when the drought conditions diminish.

It is best to time how long it takes a sprinkler to soak the lawn to a depth of 4 to 6 inches to get a reference point. In order to determine the depth of the water penetration, slice the sod with an edger or a spade (1 to 2 hours after watering) to the proper depth and see if the water has penetrated the soil. When using a sprinkler system, consider using a rain sensing device.

MOWING: Lawns should be cut at a height of 3 to 3 1/2 inches.

This allows the grass plants to shade the soil to reduce water loss. Any cut of less than 3 inches will encourage weed growth and may cause the lawn to brown out much sooner in



severe heat. The cutting height should be measured on a flat hard surface from the ground to the lower leading edge of the blade. The lawn should be mowed frequently so that no more than 1/3 of the grass blade is cut at one time. This reduces shock to the plants which in turn is less stressful, leading to a healthier plant.

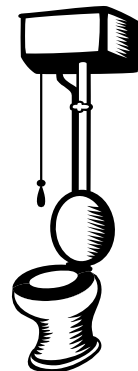
Water Conservation Programs


Free Home Water Audit – Find out how to save water at home. Call 1-888-772-4242 for details.

Cash Rebates are available for: high-efficiency washing machines, low-flow toilets, rain barrels and rain sensors. Call 781-942-0050 for details.

WATER CONSERVATION RECOMMENDATIONS

BATHROOM: Don't let water run continuously when brushing teeth or shaving; install low flow faucet and shower head devices; install water displacement devices in the toilet (plastic container full of water); flush toilet only when necessary - don't use it for an ashtray or wastebasket; keep showers short with volume at low flow; take shallow baths; repair leaks in the tub, sink and toilet.



KITCHEN: Keep a container  of drinking water in the refrigerator (instead of running faucet until it's cold); do only full loads in the dishwasher; install a faucet aerator; repair any leaks.

LAUNDRY: Do only full loads (or use load size selector if you must do smaller loads); if buying a new washer - look for a model with water conservation devices; repair leaks in faucets and hoses.



OUTDOORS: Add organic matter to garden or when renewing a lawn. Organic matter helps the lawn hold moisture and feeds it without chemical fertilizers. Collect rain water for watering plants and bushes; water lawn only when it needs it; set up sprinkler devices to water the lawn and NOT the driveway or street; use hose nozzles to shut off water when not using; shut off hose when not in use (if hose breaks and you don't know it, large amounts of water can be wasted and cost you money.)

GENERAL: To identify the presence of leaks in the home, you can look at your water meter. On the face of the meter there is a red diamond shaped indicator. If this indicator is rotating when NO water is being used in the home, there is some type of leak in the home.

